

Committee(s): Police: Performance and Resource Management Sub-Committee	Date: 26 th September 2017
Subject: 1 st Quarter Performance against measures set out in the Policing Plan 2017-20	Public
Report of: Commissioner of Police Pol 62-17	For Information
Report author: Stuart Phoenix, Head of Strategic Development	

Summary

1. This report summarises performance against the measures in the Policing Plan 2017-20 for the period 1st April 2017 to 30th June 2017.

MEASURE	ASSESSMENT
Measure 1: The number of crimes committed in the City	CLOSE MONITORING
Measure 2: The capability and impact the Force is having against countering Terrorist Activity.	CLOSE MONITORING
Measure 3: The capability and impact the Force is having against countering Cyber Attacks.	SATISFACTORY
Measure 4: The capability and impact the Force is having against countering Fraud.	SATISFACTORY
Measure 5: The capability and impact the Force is having in safeguarding and protecting Vulnerable People.	CLOSE MONITORING
Measure 6: The capability and impact the Force is having against countering Violent Crime.	CLOSE MONITORING
Measure 7: The capability and impact the Force is having in policing City Roads.	CLOSE MONITORING
Measure 8: The capability and impact the Force is having providing Protective Security to the City and responding to Public Order.	REQUIRES ACTION
Measure 9: The capability and impact the Force is having against countering Acquisitive Crime.	CLOSE MONITORING
Measure 10: The level of satisfaction of victims of crime with the service provided by the city of London police.	AWAITING ANALYSIS
Measure 11: The percentage of people surveyed who believe the police in the City of London are doing a good or excellent job.	REPORTED ANNUALLY

Recommendation

It is recommended that your Sub Committee receives this report and notes its contents.

Main Report

Background

1. This report presents Force performance against the measures published in your Committee's Policing Plan 2017-20 to the end of the 1st quarter 2017-18 for the financial year (1st April 2017 – 31st March 2018). All relevant performance information is contained within Appendix 'A'.
2. For the Force Performance Management Group (PMG), measures are graded around whether performance is 'satisfactory', requires 'close monitoring' or 'requires action', the criteria for this grading is supplied within the report for each measure and is contained within Appendix A. As requested at the Performance Sub-Committee meeting in May 2017, the report to your Committee now fully reflects the grading reported at PMG for consistency.
3. Previous reports have, where possible, included historical data to indicate trends over the medium to longer term. Measures were significantly revised for the current policing plan to include more qualitative information; accordingly it is not possible to provide historical data in all cases.
4. As previous performance reports, a broad overview of wider Force performance is also included for Members' information and interest.

Current Position

Overview of Force Performance

5. A comparison with the same period in 2016-17 shows that between 1st April and 30th June 2017.
 - Total victim-based crime has risen from 1096 crimes reported in 2016/17 to 1202 crimes reported in 2017. This represents an increase of 9.7%. To clarify this figure the main rise was within the category of acquisitive crime; Homicide, violence with injury, rape and other sexual offences have all reduced within this period.
 - Crimes against statute, which includes drugs offences, possession of weapons, public order offences and 'miscellaneous crimes against society'¹, had risen by 3.9%. (188 crimes compared to 181 the previous year).
 - At the end of June 2017, total notifiable crime had increased by 8.8% or 113 offences (1390 crimes compared to 1277 the previous year).

¹ These crimes include prostitution, going equipped for stealing, perjury, perverting the course of justice, and possession of false documents, amongst others.

6. Victim based acquisitive crime in the City of London remains a focus with 894 crimes being recorded for the first quarter compared to 819 for the same period last year; this represents an increase of 9.2%. There are currently 3 SARAs (problem solving approach using Scanning, Analysis, Review and Assessment) operating to target victim based acquisitive crime, focusing on burglaries, theft from the retail sector and volume theft from licensed premises and 'pick-pocketing'.
7. There are also a number of SARAs in operation to tackle violent crime; specifically targeting knife crime/Gang ANPR activations and violence and ASB around Liverpool Street station.
8. Vulnerability is a new focus for the Force Plan coming from the Control Strategy review and to address this within the City a number of SARAs have been implemented to address human trafficking/Modern slavery, brothels, child sexual exploitation, drug dealing, sexual offences and suicide/attempted suicide.
9. In addition to those items reported in previous quarterly reports to your Sub Committee, notable Force achievements and activities during the 1st quarter 2017/18 include the following:
 - In April an IFED (Insurance Fraud Enforcement Department) investigation led to six men being sentenced for their involvement in an insurance fraud scam for conspiracy to defraud by false representation. This fraud involved solicitors and accomplices who were all sentenced to a total of 13 ½ years imprisonment.
 - A DCPCU (Cheque and Plastic Card Unit) investigation led to a suspended sentence for a care home manager in April. This individual had abused her position to get residents to withdraw cash which they then used to fund their gambling habit. This resulted in a suspended two year prison sentence.
 - An investigation referred to the Force's Money Laundering and Investigation Unit (MLIU) by the Australian Federal Police led to a fraudster being imprisoned for nearly 3 years. The case was referred to the MLIU after over \$700,000 (AUS) was removed from an Australian business account through a malware infection and transferred into a private bank account belonging to the defendant who used the money to fund a luxurious lifestyle.
 - In May four men were sentenced for using stolen credit cards from gym lockers to fund a lavish spending spree. CCTV was used to link several thefts from multiple gym lockers within the Square Mile and the wider London area over a period of six months.
 - A man was sentenced of three counts of conspiracy to murder following a trial at the Old Bailey. The Force Major Crime Team conducted the

investigation where a man had attempted to hire a hit man to kill his wife in order to inherit her wealth.

- In June man was sentenced to 30 months in prison at Inner London Crown Court, after pleading guilty to selling goods with unauthorised trademarks. He sold and distributed fake merchandise via eBay, bearing the branding and logos of music artists and designer brands totalling over £150,000.
- In June a CID investigation saw a man jailed for three years for attempted robbery. At court he pleaded guilty to one count of attempted robbery and two counts of possession of a bladed article.
- All force activities within the first quarter have been impacted with the operational commitment to increase visible policing following the Manchester and London Bridge terror attacks within May and June. During this period the Force raised its uniformed policing profile within the City through supporting activity from its Crime Investigation, Economic Crime and Intelligence and Information Directorates where officers were re-deployed to support the physical policing of the Square Mile and fulfil other national obligations.

Performance against measures

10. There are 11 measures reflected within the Force Plan for 2017/18 reviewing overall crime, the Force Control Strategy priorities, victim satisfaction and public survey around the perception of police within the City.
11. **Measure 1** – This is a new measure for the Force Plan as it tracks the overall crime picture and ASB statistics for the City. While previously recorded these had not been used as a measure for the Force in a holistic way. For the first quarter this measure has been assessed as Close Monitoring reflecting the 8.2% increase in recorded crime.
12. The next 8 measures reported cover the priority crime, threat, harm areas identified within the Force Strategic Assessment, which form the basis of the Control Strategy. The Policing Plan highlighted these as the main priorities for the Force within year and the measures contain a suite of indicators and performance information assessing the capability of the Force to tackle the issue and the impact work is having.
13. Each area of the Control Strategy is assigned a Plan Owner; at the monthly Tactical Tasking & Co-ordinating Group (TT&CG) the plan owners provide an update as to the progress against their areas. This information is used to inform the plan assessment as to the achievement of each measure. Work is detailed in 4 areas, Pursue, Protect, Prepare and Prevent so the plan owner can articulate the progress being made in each area to mitigate the crime/threat area within the City. Updates on these areas are provided for each of these measures along with a suite of performance information that is designed to track any impact our tactics may be having over the course of the year.

14. **Measure 2** – This is recorded as Close Monitoring for the end of the quarter reflecting the heightened work on-going around counter terrorism following the recent terror attacks in Manchester and London Bridge.
15. **Measure 5** – This is recorded as Close Monitoring as the Force expands its intelligence around vulnerability and engages with partner agencies to prevent further suicide attempts within the City. A significant amount of work is being undertaken in this area as we seek to increase our capability to protect vulnerable people within the City.
16. **Measure 6** - The Force is implementing a number of SARAs to combat violent crime, this is recorded as close monitoring so that the impact they are having is assessed. It reflects that we are reducing violence with injury and other crimes within this category while violence without injury is the crime type that continues to rise.
17. **Measure 7** – There has been a slight rise in the number of offences recorded on the roads within the first quarter this year (595 offences compared with 534 for the same period last year). This reflects that this measure is Close Monitoring for the period while we assess if this is a trend or a blip within the figures.
18. **Measure 8** – This is highlighted as Requires Action with the Force assessing there is a gap in capability with sufficiently trained Public Order level 2 officers. This is a risk highlighted to PMG and an action plan is in place to recruit sufficient officers to post. It is envisaged that the situation around capability will improve in the next quarter as the vacant posts are filled and the Force has sufficiently trained officers in post.
19. **Measure 9** – Acquisitive crime has risen for the first quarter but seen a slight reduction in June on the previous year, while it is too soon to know if the work and tactics being employed are making a difference here the Force has assessed this area as Close Monitoring due to the amount of work being undertaken to mitigate this crime area within the City.
20. **Measure 10** – The victim satisfaction survey is undertaken quarterly. The data for the first quarter has just been received by the Force and at the time of report writing has not been analysed for inclusion within the plan report.
21. **Measure 11** – This is reported annually and the survey has not yet been undertaken.

Appendix 'A' Performance Summary

Contact:

Stuart Phoenix

Head of Strategic Planning

020 7601 2213 Stuart.phoenix@cityoflondon.pnn.police.uk

APPENDIX A – PERFORMANCE SUMMARY FOR 1st APRIL – 30th JUNE 2017

1. City Crime Overview

Area 1	City Crime Overview
AIM/RATIONALE	To ensure the overall picture of crime within the City is monitored and emerging trends are acted upon within year.
MEASUREMENT	<p>PMG will receive data around current levels of overall crime, trend information and analysis.</p> <p>GUIDE: SATISFACTORY: Reducing trend of crime or within statistical tolerance levels (as indicated monthly on performance charts) CLOSE MONITORING: No stable trends indicated or increase on previous month REQUIRES ACTION: Systemic increase in levels of crime</p>
DATA SOURCES	FIB
ASSESSMENT	CLOSE MONITORING

Crime Category	2015/16		2016/17		Change		Last FYTD		Current FYTD		Change	
	From	Apr-15	From	Apr-16	No.	%	From	Apr-16	From	Apr-17	No.	%
	To	Mar-16	To	Mar-17			To	Jun-16	To	Jun-17		
Homicide		2		1	-1	-50.0%		0		2	2	200.0%
Violence with Injury		408		381	-27	-6.6%		94		80	-14	-14.9%
Violence without Injury		410		478	68	16.6%		118		128	10	8.5%
Rape		24		10	-14	-58.3%		5		7	2	40.0%
Other Sexual Offences		67		51	-16	-23.9%		12		19	7	58.3%
Victim-Based Violence		911		921	10	1.1%		229		236	7	3.1%
Robbery of Business Property		1		2	1	100.0%		0		1	1	100.0%
Robbery of Personal Property		40		26	-14	-35.0%		5		11	6	120.0%
Burglary in a Dwelling		7		24	17	242.9%		2		0	-2	-100.0%
Burglary - Non Dwelling		226		237	11	4.9%		47		62	15	31.9%
Vehicle Offences		109		183	74	67.9%		54		43	-11	-20.4%
Theft from the Person		423		466	43	10.2%		100		130	30	30.0%
Bicycle Theft		275		373	98	35.6%		98		101	3	3.1%
Shoplifting		678		726	48	7.1%		157		180	23	14.6%
All Other Theft Offences		1422		1509	87	6.1%		356		366	10	2.8%
Victim-Based Acquisitive		3181		3546	365	11.5%		819		894	75	9.2%

Arson	7	3	-4	-57.1%	1	1	0	0.0%
Criminal Damage	255	222	-33	-12.9%	47	71	24	51.1%
Arson and Criminal Damage	262	225	-37	-14.1%	48	72	24	50.0%
Victim Based Crime	4352	4681	329	7.6%	1096	1202	106	9.7%
Drug Offences	394	331	-63	-16.0%	83	86	3	3.6%
Possession of Off Weaps	34	43	9	26.5%	8	10	2	25.0%
Public Order Offences	262	224	-38	-14.5%	51	60	9	17.6%
Misc Crimes Against Society	178	179	1	0.6%	39	32	-7	-17.9%
Crimes Against Society	868	777	-91	-10.5%	181	188	7	3.9%
All Crime	5220	5458	238	4.6%	1277	1390	113	8.8%

c

Fraud figures will also be included in the summary but separately as they are not currently part of the overall crime figures detailed above that are reported to the Home Office.

ASB Data

ASB	Apr	May	Jun	Jul	Aug	Sep	Oct	Nov	Dec	Jan	Feb	Mar	YTD
2015-16 (Month)	65	72	84	81	93	65	75	62	65	67	92	55	931
2016-17 (Month)	79	51	65	74	97	157*	173	169	159	130	150	182	1668
2017-18 (Month)	155	164	154										319

April 2015 – March 2016: 931

April 2016 – March 2017: 1668

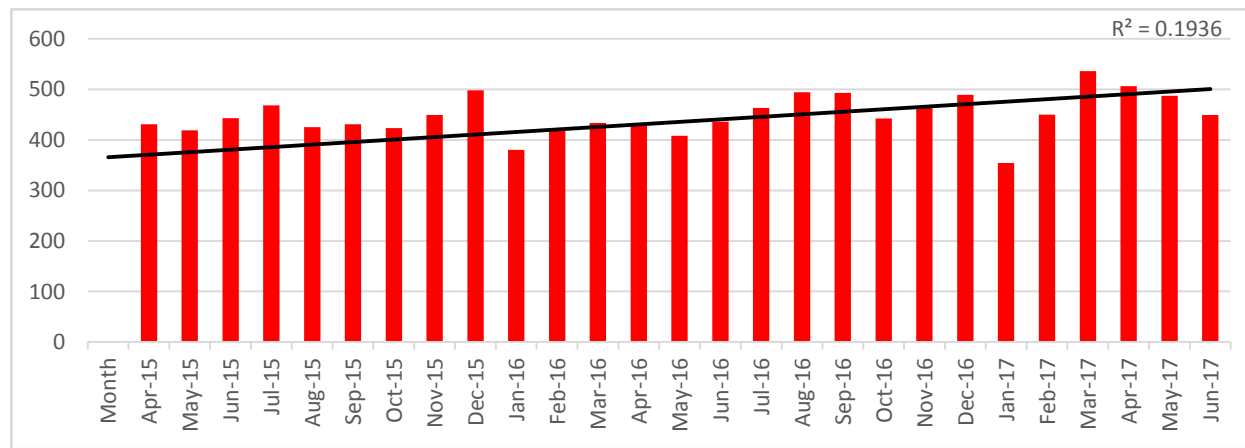
April 2017 – May 2017: 473

* From September 2016 there was a change in Force recording practice with ASB which resulted in more ASB incidents being recorded to ensure the Force followed accepted crime recording practices.

Monthly Chart

All Crime

Overall Crime	Apr	May	Jun	Jul	Aug	Sep	Oct	Nov	Dec	Jan	Feb	Mar	YTD
2015-16 (Month)	431	419	443	468	425	431	423	449	498	380	418	433	5218
2016-17 (Month)	433	408	436	463	494	493	442	467	489	354	450	536	5465
2017-18 (Month)	457	481	452										
Change (Month)	24	73	16										
	5.54%	17.89%	3.67%										



2. Counter Terrorism 4P Overview

Area 2	Counter Terrorism												
4P Plan Lead	DCI Service												
AIM/RATIONALE	The aim is to provide the Force with an overview of activity undertaken to combat the terrorist threat facing the City and ensure the Force is providing an adequate response to mitigate this threat.												
DEFINITIONS													
MEASUREMENT	GUIDE:												
	Satisfactory:		Capability: The Force has sufficient resources to implement the 4P plan as envisaged Impact: There is evidence the tactics used are having the desired impact on the threat level facing the City.										
	Close Monitoring:		Capability: The Force has a slight shortage in resources or capability to implement 4P Plan but this is being filled from other areas within the Force. Impact: There is little or no evidence that the tactics used by the Force are having the desired impact on the threat level facing the City.										
	Requires Action:		Capability: The Force does not have the capability to implement the 4P plan and cannot transfer resources in from other areas to work on desired outcomes. Impact: The Force tactics are having no impact on the threat level facing the City and action is required to change approach used.										
DATA SOURCE	SB & PIU												
ASSESSMENT	Capability		SATISFACTORY				Impact		CLOSE MONITORING				
OP LIGHTNING REPORTS WITHIN CITY													
	Apr	May	Jun	Jul	Aug	Sep	Oct	Nov	Dec	Jan	Feb	Mar	
Op Lightning Reports 2015-16	11	7	13	10	10	7	19	30	17	9	8	15	CURRENT THREAT LEVEL
Op Lightning Reports 2016-17	20	6	12	20	17	14	21	9	12	18	11	22	SEVERE
Op Lightning Reports 2017-18	18	22	35										THREAT LEVEL FROM PREVIOUS MONTH
Trend	↓	↑	↑										SEVERE
While the threat level remains Severe The Force has implemented the Critical Plan in response to recent events within Manchester (May) and London (June).													
City Counter Terrorism Briefings													

Pursue Update	Other investigations include 5 Priority lead matters, Force FIMU processed 651 CTDE related matters during June 2017, increase of 245 from last month. DSU continue to manage 9 CHIS (8 CT, 1 DE). Lightning reporting now live on Toughpad for faster response and outcome.												
Protect Update		Apr	May	Jun	Jul	Aug	Sep	Oct	Nov	Dec	Jan	Feb	Mar
	Number Griffin Attendees	104	110	60									
	Percentage consider Force capable	100%	100%	100%									
	Number Argus Attendees	48	21	93									
	Percentage consider Force capable	100%	100%	100%									
	HVM and City security meetings continue to be attended by CTSA supervisor and other interested parties. Further DEO training is taking place and Lead on National servitor training (NCTPHQ). Extensive comms coverage, social media to internal and external community by Corporate Communications. CTSA being assisted by network due to workload. Friendly Hostile deployments reports being examined to improve deployments.												
Prevent Update	CTLP and PREVENT Strategy documents still under review. The Prevent Team has worked with the Prevent Referral document no live on the Toughpad. The City of London Prevent Strategy is written and has been agreed by the Safer City Partnership (12 June 2017) subject to inclusion of reference to health services and minor amendments. The CTLP has been completed however with the number of recent incidents in London and nationwide it is being updated prior to circulation. A delivery plan has been devised to brief the CTLP to all statutory partners once finalised.												
Prepare Update	Red Flag 2 exercise 16 th June 2017. Review of the 19x Survivor Reception Centres across the City, used Andaz Hotel during LB attack awaiting debrief. 13th June CoLP with BTP and Network Rail exercise at Stratford. Scenario was an IED at Liverpool Street, awaiting debrief. I&I SMT requested a building lockdown SOP being reviewed before sign off.												

COUNTER TERRORISM

PROJECT SERVATOR STATS for June

Stop searches – 11 Section.1 - 5 Section.23 – 6 Positive – 8 = 73% search to result. Negative – 3	Intelligence reports – 11 Op lightning - 1 Vehicle seizure – 4 Drugs warning / processes – 2.	Courses ran for other forces; DEO course 8 th – 11 th May. DEOP course 15 th – 18 th May.
2016-2017 Ratio of stop searches to positive outcomes; 167 searches Section.1 - 30 Section.23 - 136 Section.43 - TACT - 1 POSITIVE – 117 - 70% NEGATIVE – 50 Arrests; - 126 arrests False identity document seizures: 22	Vehicle, drug and cash seizures; 53 x vehicle seizures. 23 x drug warning / process. 863 individual wraps of Cocaine. Approx £37,878 pounds cash seized. Penetration testing reports from 'Friendly Hostiles' a report will follow from Matthew Hone. There are currently 40 REACT trained security Staff.	

3. Cyber Attack 4P Overview

Area 3	Cyber Attack			
4P Plan Lead	DCI Stokes			
AIM/RATIONALE	The aim is to provide the Force with an overview of activity undertaken to combat the cyber crime threat facing the City and ensure the Force is providing an adequate response to mitigate this threat.			
DEFINITIONS	Cyber Crime is a crime undertaken using... Cyber enabled crime is a			
MEASUREMENT	<p>Assessment is based on current levels of cyber crime, trend information and analysis.</p> <p>GUIDE:</p> <p>Satisfactory: Capability: The Force has sufficient specialist resources/capability to respond effectively to local victims/incidents of cyber-crime and to implement the wider 4P plan Impact: There is evidence to suggest the tactics used are having a positive impact on tackling the local threat and also contributing towards tackling the broader national threat</p> <p>Close Monitoring: Capability: The Force has a shortage of specialist resources/capability to respond effectively to local victims/incidents of cyber-crime and to implement the wider 4P plan, but there are measures in place to address the current shortfall Impact: There is little or no evidence to suggest the tactics used are having a positive impact on tackling the local threat or contributing towards tackling the broader national threat</p> <p>Requires Action: Capability: The Force does not have sufficient specialist resources/capability to respond effectively to local victims/incidents of cyber-crime and to implement the wider 4P plan and there are no measures in place to address the current shortfall Impact: The tactics used are not having a positive impact on tackling the local threat or contributing towards tackling the broader national threat</p>			
DATA SOURCE	PIU (I&I) for crime stats			
ASSESSMENT	Capability	SATISFACTORY	Impact	SATISFACTORY

Cyber Crime NFIB Referrals	Apr	May	Jun	Jul	Aug	Sep	Oct	Nov	Dec	Jan	Feb	Mar
2015-16 (Month)	1	2	2	0	2	4	2	0	2	0	2	1
2016-17 (Month)	1	3	5	0	3	7	2	2	4	5	2	0
2017-18 (Month)	0	4	6									
Change (Month)	-1	+1	+1									
	↓	↑	↑									
2015-16 (YTD)	1	3	5	5	7	11	13	13	15	15	17	18
2016-17 (YTD)	1	4	9	9	12	19	21	23	27	32	34	34
2017-18 (YTD)	0	4	10									
Change (YTD)	-1	0	+1									
	↓	→	↑									

Bespoke Cyber Protect Victim Meetings	Apr	May	Jun	Jul	Aug	Sep	Oct	Nov	Dec	Jan	Feb	Mar
Victim Meetings	1	6	6									
Number of NFIB Cyber Referrals	0	4	6									
Difference	+1	+2	-									

Volume of Intelligence Disseminations	Apr	May	Jun	Jul	Aug	Sep	Oct	Nov	Dec	Jan	Feb	Mar
Number of Disseminations	0	5	6									
2017-18 (YTD)	0	5	11									

Capturing volume of intelligence disseminations relating to harmful entities to law enforcement partners; regional/national/international

<p>Pursue Update</p>	<p>A suspect who was charged with 7 offences for CMA (CR/7150/17) pleaded guilty at court to all offences.</p> <p>OP Jetstream (Corporate Espionage, value up to 20 Million Pounds) continues. Analytical support requested as a possible international conspiracy has also emerged. Enquiries on going but will result in charges.</p> <p>Suspect identified and to be arrested for a Sec 3 CMA offence - Company SPF</p> <p>As part of the City of London Police participation in the Home Office project on mobile networks NAT & PAT Internet Protocol Address Resolution, visited EE in Bristol and revealed the new tactic available to Law Enforcement. In addition CoLP also hosted Vodafone HMRC and the Home Office at Wood Street as part of the project.</p> <p>Cyber Crime Unit is monitoring CPS in relation to indecent images/videos of children being shared on peer to peer platforms originating from the City of London. Currently awaiting the results of 2 I.P. results which if in the City will lead to arrests.</p> <p>1 New Officers started with the unit 3rd July with 2nd Officer due to start 3rd August.</p>
<p>Protect Update</p>	<p>Planned presentation to Virgin Bank in partnership with Op Falcon.</p> <p>Planning underway with London Digital Security Centre and Op Falcon to deliver Five days of action on the week commencing 11th September, and aligned to the National Cyber Resilience Week.</p> <p>Cyber Protect officer recruited, due to start mid August. Training for role has already commenced.</p>
<p>Prevent Update</p>	<p>Presentation at the City of London Boys School in partnership with Communities advising children how to stay safe on-line. Second area designed to stop children being drawn into low level crime.</p>
<p>Prepare Update</p>	<p>Having recently PA'd a crime which involved the hack of the Turkish Chamber of Commerce and Industry's website based in the City. They have since replaced their old CMS with Wordpress – We are considering offering a free vulnerability analysis of their new website but are seeking advice regarding our legal liability before this offer is made.</p> <p>Disparity between reports recorded and those referred to CoLP for action from Action Fraud. Ongoing work to provide victim liaison for those cases not deemed suitable for investigation to ensure victims have the support they need.</p>

4. Fraud 4P Overview

Area 4	Fraud			
4P Plan Lead	D.Supt Woodall			
AIM/RATIONALE	The aim is to provide the Force with an overview of activity undertaken to combat the fraud threat facing the City and ensure the Force is providing an adequate response to mitigate this threat.			
DEFINITIONS				
MEASUREMENT	<p>GUIDE:</p> <p>Satisfactory: Capability: The Force has sufficient resources to implement the 4P plan as envisaged Impact: There is evidence the tactics used are having the desired impact on the threat level facing the City.</p> <p>Close Monitoring: Capability: The Force has a slight shortage in resources or capability to implement 4P Plan but this is being filled from other areas within the Force. Impact: There is little or no evidence that the tactics used by the Force are having the desired impact on the threat level facing the City.</p> <p>Requires Action: Capability: The Force does not have the capability to implement the 4P plan and cannot transfer resources in from other areas to work on desired outcomes. Impact: The Force tactics are having no impact on the threat level facing the City and action is required to change approach used.</p>			
DATA SOURCE				
ASSESSMENT	Capability	SATISFACTORY	Impact	SATISFACTORY
<p>Assessment Rational:</p> <p>The capability assessment is based upon the FIB Strategic Assessment 2017/18 wherein Fraud capability within the force is currently assessed as “3 - Resourcing issues Impede the management of the issue”. Currently within the ECD resourcing issues and vacancies have remained and fraud investigations present high demand and are resource intensive.</p> <p>The impact of the ECD on Fraud has also been assessed as close monitoring. This is due to the fact that the impact the directorate is able to have upon fraud is limited as a direct result of its capability.</p> <p>Despite both assessments being recorded as close monitoring the directorate has continued to achieve successes as is highlighted within the performance measures and the 4P update.</p> <p>Overview - The number of frauds reported and disseminated within the City.</p> <p>Please Note: It should be noted that fraud investigations focus on criminal activity location rather than victim location. Therefore the crimes referred and accepted for investigation by CoLP will not necessarily relate to those reported by City of London based victims. City of London based victims may therefore have their crime (if appropriate) investigated by other forces or ECD departments (IFED, DCPCU), due to the location of the suspected criminal activity.</p>				

The number of fraud crimes reported by City based victims to Action Fraud

	Apr	May	Jun	Jul	Aug	Sep	Oct	Nov	Dec	Jan	Feb	Mar	Total
City based victim reports 2017/18	37	41	47										125
City based victim reports 2016/17	57	44	41	42	41	66	120	289	33	42	41	49	865
City based victim reports 2015/16	40	46	52	121	109	134	60	61	35	31	54	45	788

The number of city based crimes (NFRCS) disseminated by the NFIB to CoLP for investigation

	Apr	May	Jun	Jul	Aug	Sep	Oct	Nov	Dec	Jan	Feb	Mar	Total
NFRC disseminations to CoLP 2017/18	23	56	39										118
NFRC disseminations to CoLP 2016/17	53	24	9	30	29	8	30	222	112	23	24	427	991
NFRC disseminations to CoLP 2015/16	37	47	62	57	28	73	594	189	237	50	51	27	1,452

Fraud crimes reported by City based victims to Action Fraud during the month.

During June **47** fraud crime reports were made by City of London based victims. A breakdown of the crimes by fraud type is recorded below: The most common reported crime type is NFIB90 – None of the above with **15** reports. This crime type is often made up of the misreporting of the following codes: NFIB5A - Cheque, Plastic Card online bank accounts, NFIB3G – Retail Fraud and NFIB3A – Online shopping and auctions, all of which are also included within the top 10 reported categories.

NFIB code	Number of Reports	NFIB code	Number of Reports
NFIB90 - None of the Above	15	NFIB16B - Pension Fraud committed on Pensions	2
NFIB5D - Mandate Fraud	7	NFIB19 - Fraud by Abuse of Position of Trust	2
NFIB2E - Other Financial Investment	4	NFIB1H - Other Advance Fee Frauds	2
NFIB5A - Cheque, Plastic Card and Online Bank Accounts	4	NFIB3G - Retail Fraud	2
NFIB3A - Online Shopping and Auctions	3	NFIB3D - Other Consumer Non Investment Fraud	2
NFIB8A - Corporate Employee Fraud	3	NFIB6A - Insurance Related Fraud	1

NFIB disseminations to the City during the month.

39 City fraud crimes were disseminated to the Fraud Hub for investigation in June. It should be noted that fraud crimes are disseminated for investigation based on where the offender, not the victim, is based; therefore there is no correlation between the number of victim reports made within the city and the number of crimes disseminated to CoLP for investigation.

A breakdown of the City fraud crimes disseminated to CoLP for investigation in June is recorded below. The most common fraud type referred for investigations was “Other Financial Investment”.

NFIB code	Number of Reports	NFIB code	Number of Reports
NFIB2E - Other Financial Investment	20	NFIB90 - Other Fraud (Not covered elsewhere)	4
NFIB1H - Other Advance Fee Frauds	5	NFIB3D - Other Consumer Non Investment Fraud	3
NFIB8A - Corporate Employee Fraud	4	NFIB2A - Share sales or Boiler Room Fraud	3

Asset Recovery Update

There are currently **75** confiscation investigations, **11** enforcement investigations and **20** cash seizure investigations ongoing within the Asset Recovery Team.

Cash Seizures. If the police find £1,000 or more in any type of currency, cheques or bonds, and suspect that it has come from or is intended to be used to commit crime they can seize and detain the funds. A breakdown by month of the cash seizure first applications undertaken can be viewed below.

Cash Seizures	April	May	June
Number of cash seizure first applications POCA	4	0	1
Value of cash seizure first applications POCA	£174,000	£0.00	£22,380

It should be noted that a) Monies seized may be subject of victim compensation applications. b) Monies seized may not subsequently materialise as ARIS funds.

Cash Forfeiture Orders are granted by the court, where cash seized (£1,000 or above) from a suspect, has been proved to be criminal proceeds to a civil standard and the court have ordered its forfeiture. A monthly breakdown of cash forfeiture orders can be viewed below. It should be noted that the orders will not relate to the cash seizures undertaken in the same month.

Cash Forfeiture Orders	April	May	June
Number of cash forfeiture orders POCA	1	0	1
Value of cash forfeiture orders POCA	£7,530	£0.00	£3,750

Confiscation Orders are granted by the court against a convicted defendant ordering them to pay the amount of his benefit from crime. Victim compensation is often awarded from a confiscation order, which means funds recovered from the defendant will be allocated to victims and therefore not allocated through the ARIS scheme. A monthly breakdown of confiscation orders can be viewed below.

Confiscation Orders	April	May	June
Number of confiscation orders	1	3	2
Value of confiscation - benefit figure	£37,313	£313,527	£382,649.48

	Number of City fraud Investigations reaching point of outcome.	2	2	3									
	Number of City fraud investigations resulting in a positive outcome.	2	2	3									
Previous Years Data													
2016/17	Percentage of City fraud investigations resulting in a positive outcome.	100% (2/2)	100% (4/4)	100% (1/1)	100% (4/4)	N/A (0/0)	N/A (0/0)	100% (3/3)	100% (8/8)	100% (2/2)	100% (1/1)	100% (4/4)	100% (1/1)
2015/16	Percentage of City fraud investigations resulting in a positive outcome.	100% (3/3)	100% (2/2)	100% (2/2)	100% (2/2)	100% (2/2)	100% (2/2)	N/A (0/0)	100% (3/3)	N/A (0/0)	100% (5/5)	100% (1/1)	N/A (0/0)

Analysis of trends and activity:

During June **3** investigations into fraud that had taken place within the City reached the point of outcome. **2** of these investigations resulted in the suspects being charged; the third investigation resulted in a disruption. Year to date **7** City based fraud investigations have concluded. All have resulted in positive outcomes.

Measure 2 - CoLP Outcome Rate

Aim: To ensure the effective response to fraud offenders operating within the jurisdiction of the City of London highlighting the impact of demand and capability.

Measurement: The CoLP outcome rate is the percentage of NFRCs reaching a point of outcome compared to the number disseminated to CoLP for investigation. This measure looks at cumulative data from AFs inception in 2013 to present.

Linked 4P Plan: Overview of Enforcement activity (Pursue)

	Apr 2013 – Mar 2016	Apr 2013 – Mar 2017	Q1 (Apr 2013 – Jun 2017)	Q2 (Apr 2013 – Sep 2017)	Q3 (Apr 2013 – Dec 2017)	Q4 (Apr 2013 – Mar 2018)
Cumulative number of crimes disseminated to CoLP	4,353	5,426	5,549			
Cumulative number of judicial outcomes	306	771	775			
Cumulative number of non-judicial outcomes	124	366	381			
Outcome rate	9.88%	20.95%	20.83%			

Analysis of trends and activity:

Since April 2014, **5,549** City of London crimes have been disseminated to the Fraud Teams for investigation. **1,156** investigative outcomes have subsequently been reported by the Fraud Teams. This gives a cumulative outcome rate of **20.83%** of disseminated crimes resulting in an outcome. This is a slight decrease compared to the outcome rate of **20.95%** reported in March 2017; it is however, over **10%** higher than the outcome rate of **9.69%** reported this time last year in June 2016.

Measure 3 - The percentage of victims of fraud satisfied with the overall service provided by ECD officers

Aim: To ensure that a first class service is provided to victims of fraud giving them support at all stages throughout the investigative process.

Measurement: The percentage of victims of fraud satisfied with the overall service provided by ECD officers. This measure is reported using cumulative data from April 2014.

Linked 4P Plan: Op Signature Victim care unit (Protect), Stakeholder engagement (Protect), tailored products and alerts (Protect).

The percentage of victims satisfied with the overall service provided by ECD officers

Cumulative responses	2015/16				2016/17				2017/18			
	Q1	Q2	Q3	Q4	Q1	Q2	Q3	Q4	Q1	Q2	Q3	Q4
Percentage of respondents satisfied	68%	70%	71%	71%	72%	72%	72%	71%	72%			
Number of respondents satisfied	166	187	209	224	234	293	305	331	369			
Number of valid responses	244	269	295	316	326	406	426	463	511			
Supporting information – The percentage of victims satisfied with the initial service provided by ECD officers												
Percentage of respondents satisfied	76%	76%	75%	75%	75%	76%	76%	75%	74%			
Number of respondents satisfied	186	205	223	238	247	310	324	348	385			
Number of valid responses	245	270	297	319	329	409	429	466	517			

Analysis of trends and activity:

Cumulatively since the surveys inception in 2014 **72% (369/511)** of victims have stated that they are satisfied with the service that was provided by ECD officers throughout their investigation. This is an increase of **1%** compared to the cumulative level of satisfaction last quarter.

51 respondents completed the ECD victim of crime survey in Q1 2017/16.

It should be noted that the above figures are based upon a headline report provided by the research company. Further analysis on this quarter's survey will be provided upon receipt of the full report.

Pursue Update	<p>Op Broadway Operation Broadway is a multiagency partnership led by the City of London Police targeting criminals who are committing investment fraud within the City of London. During Quarter 1 13 Op Broadway deployments took place, 1 of which resulted in a disruption. 50 binary option visits were also undertaken.</p> <p>Asset Recovery Stripping criminals of assets gained from illegal activity effectively diminishes benefits obtained from crime. During June 2 confiscation orders were achieved with a total benefit figure of £382,649. 1 cash forfeiture order was achieved with a value of £22,380.</p>
Protect Update	<p>Stakeholder engagement The Fraud Teams and MLIU undertook 13 stakeholder engagement events in June.</p> <p>Media The ECPC appeared on the BBC Crimewatch Roadshow three times in June and spoke about ticket fraud, holiday fraud and rental fraud.</p> <p>Social Media The ECD's Twitter accounts are used to spread both Protect and Prevent messaging. Currently Action Fraud, the Fraud Teams, IFED and PIPCU run Twitter accounts and have the following number of followers.</p> <ul style="list-style-type: none"> • @actionfrauduk: 36,485 • @CityPoliceFraud: 2,716 • @CityPoliceIFED: 2,272 • @CityPolicePIPCU: 1,878
Prevent Update	<p>Stakeholder engagement The NFIB undertook 24 stakeholder engagement events with public industry and LEAs in June. 22 of these stakeholder engagements involved a prevent element.</p>
Prepare Update	<p>Economic Crime Academy The Economic Crime Academy ran 8 courses in June with 127 delegates attending the courses. 2 of the delegates were internal, 31 were police force delegates, 38 were private sector and 56 were charity sector.</p>

5. Vulnerable Persons 4P Overview

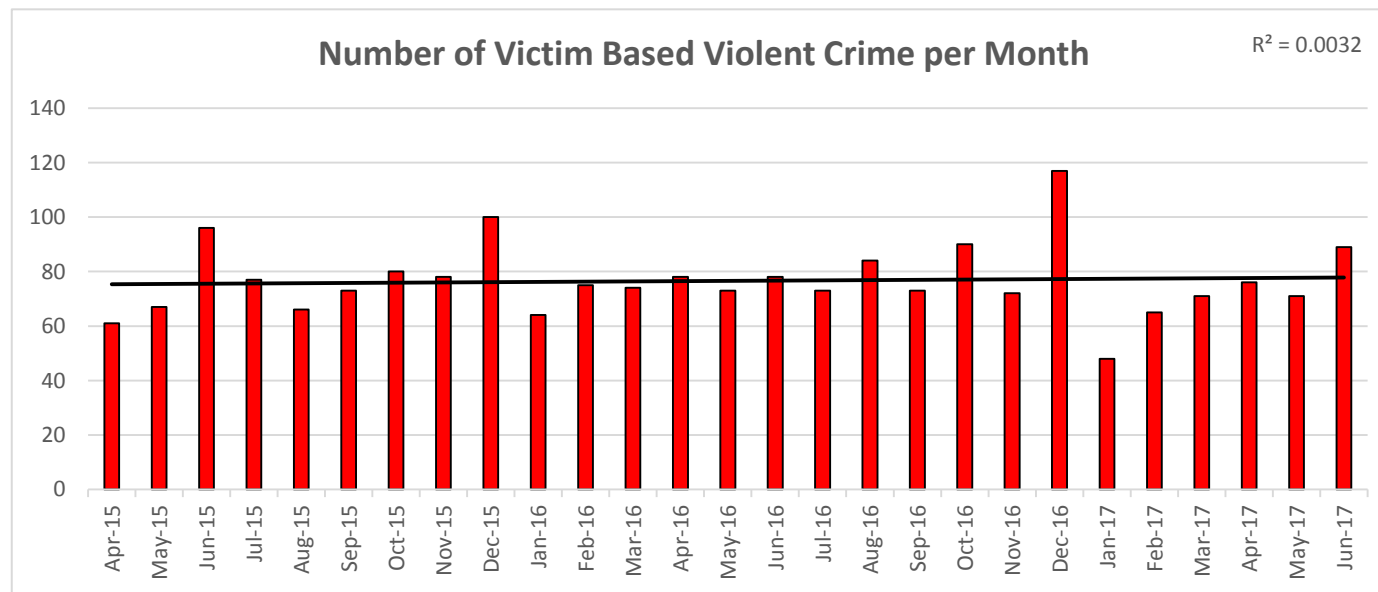
Area 5	Vulnerable Persons											
4P Plan Lead	Supt Isaacs											
AIM/RATIONALE	The aim is to provide the Force with an overview of activity undertaken to protect vulnerable people within the City and ensure the Force is providing an adequate response to improve public safety.											
DEFINITIONS												
MEASUREMENT	<p>GUIDE:</p> <p>Satisfactory: Capability: The Force has sufficient resources to implement the 4P plan as envisaged Impact: There is evidence the tactics used are having the desired impact on the threat level facing the City.</p> <p>Close Monitoring: Capability: The Force has a slight shortage in resources or capability to implement 4P Plan but this is being filled from other areas within the Force. Impact: There is little or no evidence that the tactics used by the Force are having the desired impact on the threat level facing the City.</p> <p>Requires Action: Capability: The Force does not have the capability to implement the 4P plan and cannot transfer resources in from other areas to work on desired outcomes. Impact: The Force tactics are having no impact on the threat level facing the City and action is required to change approach used.</p>											
DATA SOURCE												
ASSESSMENT	Capability	CLOSE MONITORING			Impact	SATISFACTORY						
Monitoring Suicide Attempts within City												
Month	APR	MAY	JUN	JUL	AUG	SEPT	OCT	NOV	DEC	JAN	FEB	MAR
Numbers of 136 Forms	20	20	11									
Trend	-	➡	⬇									
Number of Referrals	20	20	11									
Trend	-	➡	⬇									
Domestic Abuse Crimes and Incidents												
Month	APR	MAY	JUN	JUL	AUG	SEPT	OCT	NOV	DEC	JAN	FEB	MAR
Number of Domestic Abuse Crimes	3	6	13									
Trend	-	⬆	⬆									
Number of Domestic Abuse Incidents	11	4	6									
Trend	-	⬇	⬆									
Pursue Update	Suspect arrested for sexual assault on a 16 year old girl near Millennium Bridge, identified from bank card usage. Bail conditions to protect female and ensuring											

	he has no unsupervised contact with children.																																							
	Suspect arrested for a series of voyeurism offences in ladies changing rooms in the City. Has denied offence and is currently on bail with conditions. Excellent piece of work between PPU, Crime Squad and Uniform officers.																																							
Protect Update	Conviction for sexual touching on a female in a licensed premises. Once sentenced suspect is likely to go on sex offenders register to protect other vulnerable persons.																																							
	MARAC held for 2 x high risk victims of domestic abuse and multi agency plans put in to place for their protection.																																							
	Scoping project is underway in using the online Child Protection system to identify subject in COL who are sharing indecent images. At present no IPs have been geo-located to the City however there are ongoing.																																							
	Number of Domestic Abuse cases referred to MARAC																																							
	<table><tr><th>Month</th><th>APR</th><th>MAY</th><th>JUN</th><th>JUL</th><th>AUG</th><th>SEPT</th><th>OCT</th><th>NOV</th><th>DEC</th><th>JAN</th><th>FEB</th><th>MAR</th></tr><tr><td>Number of Referrals</td><td>0</td><td>0</td><td>2</td><td></td><td></td><td></td><td></td><td></td><td></td><td></td><td></td><td></td></tr><tr><td>Trend</td><td>-</td><td>-</td><td>⬆</td><td></td><td></td><td></td><td></td><td></td><td></td><td></td><td></td><td></td></tr></table>	Month	APR	MAY	JUN	JUL	AUG	SEPT	OCT	NOV	DEC	JAN	FEB	MAR	Number of Referrals	0	0	2										Trend	-	-	⬆									
	Month	APR	MAY	JUN	JUL	AUG	SEPT	OCT	NOV	DEC	JAN	FEB	MAR																											
Number of Referrals	0	0	2																																					
Trend	-	-	⬆																																					
Completion Rates of DASH books against number of Domestic Abuse crimes/incidents																																								
<table><tr><th>Month</th><th>APR</th><th>MAY</th><th>JUN</th><th>JUL</th><th>AUG</th><th>SEPT</th><th>OCT</th><th>NOV</th><th>DEC</th><th>JAN</th><th>FEB</th><th>MAR</th></tr><tr><td>Completion rates (%)</td><td>71% [10/14]</td><td>70% [7/10]</td><td>84% [16/19]</td><td></td><td></td><td></td><td></td><td></td><td></td><td></td><td></td><td></td></tr><tr><td>Trend</td><td>-</td><td>➡</td><td>⬆</td><td></td><td></td><td></td><td></td><td></td><td></td><td></td><td></td><td></td></tr></table>	Month	APR	MAY	JUN	JUL	AUG	SEPT	OCT	NOV	DEC	JAN	FEB	MAR	Completion rates (%)	71% [10/14]	70% [7/10]	84% [16/19]										Trend	-	➡	⬆										
Month	APR	MAY	JUN	JUL	AUG	SEPT	OCT	NOV	DEC	JAN	FEB	MAR																												
Completion rates (%)	71% [10/14]	70% [7/10]	84% [16/19]																																					
Trend	-	➡	⬆																																					
Prevent Update	Sexual Violence/Consent campaign was due to start 5/6/17 however this has been postponed until July 2017 due to the terrorist incident 3/06.																																							
Prepare Update	Updated CSE Protocol drafted and to be circulated with partners for consultation prior to publication.																																							
	Number of Child coming to notice (377's) completed in relation to domestic abuse cases																																							
	<table><tr><th>Month</th><th>APR</th><th>MAY</th><th>JUN</th><th>JUL</th><th>AUG</th><th>SEPT</th><th>OCT</th><th>NOV</th><th>DEC</th><th>JAN</th><th>FEB</th><th>MAR</th></tr><tr><td>Number of domestic related CCN</td><td>1</td><td>3</td><td>4</td><td></td><td></td><td></td><td></td><td></td><td></td><td></td><td></td><td></td></tr><tr><td>Trend</td><td>-</td><td>⬆</td><td>⬆</td><td></td><td></td><td></td><td></td><td></td><td></td><td></td><td></td><td></td></tr></table>	Month	APR	MAY	JUN	JUL	AUG	SEPT	OCT	NOV	DEC	JAN	FEB	MAR	Number of domestic related CCN	1	3	4										Trend	-	⬆	⬆									
Month	APR	MAY	JUN	JUL	AUG	SEPT	OCT	NOV	DEC	JAN	FEB	MAR																												
Number of domestic related CCN	1	3	4																																					
Trend	-	⬆	⬆																																					

6. Violent Crime 4P Overview

Area 6	Victim Based Violent Crime			
4P Plan Lead	Supt Evans			
AIM/RATIONALE	The aim is to provide the Force with sufficiently detailed information (intelligence and statistics) to allow it to manage its response to violent crime efficiently and effectively. Victim based violent crime is one of two categories of crime (the other being acquisitive crime) that constitutes the greatest volume of crime.			
DEFINITIONS	<p>“Victim-based violent crime” comprises homicide, violence with injury, violence without injury, sexual offences.</p> <p>“Systemic increase” is one that is 6 consecutive increases above the mean or 4 consecutive increases above a control level</p>			
MEASUREMENT	<p>PMG will receive data around current levels of victim-based violent crime, trend information and analysis.</p> <p>GUIDE:</p> <p>Satisfactory: Capability: The Force has sufficient resources to implement the 4P plan as envisaged. Impact: There is evidence the tactics used are having the desired impact on the threat level facing the City.</p> <p>Close Monitoring: Capability: The Force has a slight shortage in resources or capability to implement 4P Plan but this is being filled from other areas within the Force. Impact: There is little or no evidence that the tactics used by the Force are having the desired impact on the threat level facing the City.</p> <p>Requires Action: Capability: The Force does not have the capability to implement the 4P plan and cannot transfer resources in from other areas to work on desired outcomes. Impact: The Force tactics are having no impact on the threat level facing the City and action is required to change approach used.</p>			
DATA SOURCE	PIU (I&I) For Crime Stats			
ASSESSMENT	Capability	SATISFACTORY	Impact	REQUIRES ACTION

Victim Based Violent Crime	Apr	May	Jun	Jul	Aug	Sep	Oct	Nov	Dec	Jan	Feb	Mar	YTD
2015-16 (Month)	61	67	96	77	66	73	80	78	100	64	75	74	911
2016-17 (Month)	78	73	78	73	84	73	90	72	117	48	65	70	921
2017-18 (Month)	76	71	89										236
Change (Month)	-2	-2	11										
	-2.56%	-2.74%	14.10%										
2015-16 (YTD)	61	128	224	301	367	440	520	598	698	762	837	911	911
2016-17 (YTD)	78	151	229	302	386	459	549	621	738	786	851	921	921
2017-18 (YTD)	76	147	236										264
Change (YTD)	-2	-4	7										
	-2.56%	-2.65%	3.06%										



	Op Wimple BTP & CoLP joint working.
Protect Update	CCTV vehicle funded from LNL
Prevent Update	<p>Launch of Street Pastors.</p> <p>PPU launching week of awareness on the topic of consent linked to the increase in sexual offences. This is now linked with BTP & Colp licensing.</p> <p>Corp engaging with Parkguard and cleansing for intel submission regarding knife finds on estates or found during street cleaning</p>
Prepare Update	<p>12TH September Licensing forum organised. Increasing engagement with licensing group. This event with cover use of force by door staff / CCTV coverage and ETP.</p> <p>Violent Crime Night Time Economy briefing to be reviewed.</p>

7. Policing City Roads 4P Overview

Area 7	Road Policing													
4P Plan Lead	Insp Smallwood													
AIM/RATIONALE	The aim is to provide the Force with an overview of activity undertaken to improve road safety within the City and ensure the Force is providing an adequate response to mitigate this threat.													
DEFINITIONS	N/A													
MEASUREMENT	<p>GUIDE:</p> <p>Satisfactory: Capability: The Force has sufficient resources to implement the 4P plan as envisaged Impact: There is evidence the tactics used are having the desired impact on the threat level facing the City.</p> <p>Close Monitoring: Capability: The Force has a slight shortage in resources or capability to implement 4P Plan but this is being filled from other areas within the Force. Impact: There is little or no evidence that the tactics used by the Force are having the desired impact on the threat level facing the City.</p> <p>Requires Action: Capability: The Force does not have the capability to implement the 4P plan and cannot transfer resources in from other areas to work on desired outcomes. Impact: The Force tactics are having no impact on the threat level facing the City and action is required to change approach used.</p>													
DATA SOURCE	PIU (I&I) for stats													
ASSESSMENT	Capability	SATISFACTORY				Impact				CLOSE MONITORING				
		Casualties for months of:				Casualties for months of:				Casualties for months of:				
		April 2017				April 2016				April 2015				
		CLASSIFICATION	FATAL	SER.	SLIGHT	TOTAL	FATAL	SER.	SLIGHT	TOTAL	FATAL	SER.	SLIGHT	TOTAL
		PEDESTRIANS			4	4			6	6			7	7
		PEDAL CYCLES		1	7	8		3	10	13		1	19	20
		POWERED 2 WHEEL			1	1			7	7		1		1
		CAR OR TAXI			5	5		1	5	6			9	9
		P.S.V.				0			1	1			2	2
		GOODS				0			1	1			1	1
		OTHER				0				0				0
		Total Casualties	0	1	17	18	0	4	30	34	0	2	38	40
		PI Collisions		1	16	17		4	30	34		2	33	35

	Casualties for months of:				Casualties for months of:				Casualties for months of:			
	May 2017				May 2016				May 2015			
CLASSIFICATION	FATAL	SER.	SLIGHT	TOTAL	FATAL	SER.	SLIGHT	TOTAL	FATAL	SER.	SLIGHT	TOTAL
PEDESTRIANS		2	13	15		2	6	8		2	9	11
PEDAL CYCLES		2	12	14			11	11		4	11	15
POWERED 2 WHEEL		1	3	4			5	5			7	7
CAR OR TAXI			6	6			2	2			1	1
P.S.V.				0				0		2	2	4
GOODS				0				0				0
OTHER				0				0				0
Total Casualties	0	5	34	39	0	2	24	26	0	8	30	38
PI Collisions		5	31	36		2	21	23	0	8	29	37

Note: The figures provided for May 2017 have been revised from those reported last month due to additional reports being collated on the system. At time of report writing the June data was not fully available and will be presented to PMG next month.

Pursue Update

Awaiting installation of tachograph analysis software by IT.

Road Safety and Smoothing Traffic Flow		2016/17												
		Apr	May	Jun	Jul	Aug	Sep	Oct	Nov	Dec	Jan	Feb	Mar	YTD
Other operations	Phones/Seatbelts	62	130	151	97	96	107	39	95	48	76	31	122	1054
Speeding in the 20mph zone	TOR	104	45	31	10	19	8	23	13	35	48	11	0	347
	EFPN	19	8	11	7	14	1	10	11	20	31	10	0	142
	Process	4	7	1	0	0	7	7	4	3	6	3	0	42
TOTAL		189	190	194	114	129	123	79	123	106	161	55	122	1585
Number of vehicles seized from ANPR only		7	11	9	5	11	12	9	15	10	8	7	9	113
Total number of vehicles seized from ANPR / No Ins or No DL or both		3	9	6	23	36	32	24	32	30	26	26	25	272
Number of pre planned enforcement and/or education operations targeting Large Goods Vehicle within City of London		11	11	11	11	11	15	13	15	14	15	16	14	157
Number of LGV's stopped		83	116	136	121	70	91	91	105	101	128	86	126	1254
Number of LGV's stopped with offences		58	74	79	89	49	63	60	69	60	74	59	65	799
Number of offences		136	189	209	222	117	122	105	165	194	141	104	152	1856

Road Safety and Smoothing Traffic Flow		2017/18												
		Apr	May	Jun	Jul	Aug	Sep	Oct	Nov	Dec	Jan	Feb	Mar	YTD
Other operations	Phones/Seatbelts	24	13	22										59
Speeding in the 20mph zone	TOR	22	21	11										55
	EFPN	15	8	4										27
	Process	31	7	12										50
TOTAL		92	49	49										190
Number of vehicles seized from ANPR only		7	15	11										33
Total number of vehicles seized from ANPR / No Ins or No DL or both		27	29	27										83
Number of pre planned enforcement and/or education operations targeting Large Goods Vehicle within City of London		10	14	14										38
Number of LGV's stopped		81	119	153										353
Number of LGV's stopped with offences		52	86	99										237
Number of offences		137	222	236										395

Protect Update	Layering approach should have been trialled in June, with a number of ops planned with traffic officers and Raven 14 officers targeting both drink and drug drive and a CT element. Has been deferred due to other CT deployments.
Prevent Update	Media campaigns – a plan was done for June with regular releases to highlight drink drug drive month but was cancelled due to London Bridge.
Prepare Update	Shortage of tachograph officers due to vacancies and abstractions to L&D.

8. Public Order & Protective Security 4P Overview

Area 8	Public Order & Protective Security			
4P Plan Lead	CI Burgess			
AIM/RATIONALE	The aim is to provide the Force with an overview of activity undertaken to mitigate the threat facing the City through public disorder and ensure the Force is providing an adequate response to mitigate this threat.			
DEFINITIONS				
MEASUREMENT	<p>GUIDE:</p> <p>Satisfactory: Capability: The Force has sufficient resources to implement the 4P plan as envisaged Impact: There is evidence the tactics used are having the desired impact on the threat level facing the City.</p> <p>Close Monitoring: Capability: The Force has a slight shortage in resources or capability to implement 4P Plan but this is being filled from other areas within the Force. Impact: There is little or no evidence that the tactics used by the Force are having the desired impact on the threat level facing the City.</p> <p>Requires Action: Capability: The Force does not have the capability to implement the 4P plan and cannot transfer resources in from other areas to work on desired outcomes. Impact: The Force tactics are having no impact on the threat level facing the City and action is required to change approach used.</p>			
DATA SOURCE	UPD/Ops Planning			
ASSESSMENT	Capability	REQUIRES ACTION	Impact	SATISFACTORY
<p>Number of pre-planned events within year (A comparison will also be required for events held in 2016/17 and 2015/16). This will be set out in a table for each year with the events associated with each month to track the overall demand the Force faces with pre-planned events.</p> <p>Response to number of public order events within the City as well as response to events outside of the City. A definition will be provided of the public order event using the NICC criteria. This will be listing the number of events each month as far as the system can go back, again with a comparison if available of previous years 2015/16 and 2016/17.</p> <p>Critical incidents attended (table comparing incidents from 2017-18 with two previous years)</p>				

Pre-Planned Event Update

	April	May	June	July	Aug	Sep	Nov	Dec	Jan	Feb	March	FYTD
Pre-planned Events	92	110	121									
Events requiring police presence	53	59	64									
Events requiring 5 officers or more	24	27	45									

Those that required more than 20 Officers are listed below:

Date	Officers	Event
4/06/2017	2 INSP, 7 PS, 88 PC	OP Lewes
5/06/2017	2 INSP, 7 PS, 88 PC	OP Lewes
6/06/2017	2 INSP, 7 PS, 88 PC	OP Lewes and Vigil to commemorate London Bridge
07/06/2017	3 INSP, 7 PS 66 PC	OP Lewes
07/06/2017	3 PS, 18 PC	Ceremonial event Trinity House / St Olave's Church
08/06/2017	2 INSP, 7 PS, 88 PC	OP Lewes
09/06/2017	3 INSP, 7 PS, 65 PC	OP Lewes
10/06/2017	2 INSP, 9 PS, 68 PC	OP Lewes, Business conference at Mansion House
10/06/2017	4 PS, 21 PC	NOCTURNE Cycle event (Days)
10/06/2017	1 INSP, 6 PS, 29 PC	NOCTURNE Cycle event (Nights)
11/06/2017	4 INSP, 10 PS, 75 PC	OP Lewes
12/06/2017	1 INSP, 5 PS, 37 PC	OP Lewes , Multi faith Vigil
24/06/2017	2 INSP, 6 PS, 53 PC	Protest March unite against extremism

Events 2016-2017 including demonstrations listed below.

	Apr	May	Jun	Jul	Aug	Sep	Oct	Nov	Dec	Jan	Feb	March	FYTD
Pre Planned City events	42	59	90	57	25	59	56	87	50	33	33	55	646
Pre planned events outside City	5	9	6	2	1	3	3	3	2	3	1	4	42

Events 2015 -2016 Including demonstrations listed below

	Apr	May	Jun	Jul	Aug	Sep	Oct	Nov	Dec	Jan	Feb	March	FYTD
Pre Planned City events	43	41	68	46	15	57	57	72	56	30	43	41	569
Pre planned events outside City	2	4	3	0	1	4	5	2	0	1	3	2	27

Protest within the City of London

Protest area	2015-2016	2016-2017
UNION	22	73
ENVIRO	24	62
OTHER	17	15
INTERNATIONAL	11	10
LEFT WING	7	5
ANTI WAR	2	6
FATHERS RIGHTS	0	4
ANTI AUSTERITY	1	3
ANIMALS	4	3
RIGHT WING	3	2
BREXIT	0	1
Trump	0	1
Total	91	185

Critical Incidents within the City of London 2016-2017 (data only available for the previous 12 months).

	Apr	May	Jun	Jul	Aug	Sep	Oct	Nov	Dec	Jan	Feb	March	FYTD
Critical Incidents	2	1	0	1	0	0	2	2	1	0	0	2	11

Pre-planned for the fourth coming year 2017-2018

Freedom of the City Intelligence Corps	01/04/2017
London Marathon	23/04/2017
Centenary of the Order of British Empire	23/05/2017
State Visit	07/06/2017
Group Meeting Finance Minister at Mansion H	09/06/2017
Nocturne	10/06/2017
Falkland Islands GAR	13/06/2017
Operation Mass	20/06/2017
Srebrenica Memorial event	11/07/2017
City 5K	13/7/2017
Ride along	28-30/07/2017
World Athletics Marathon	06/08/2017
State Banquet	TBC
Operation Mass	12/09/2017
Lord Mayors Show	11/11/2017
Remembrance Sunday	12/11/2017
Lord Mayors Banquet	13/11/2017
US Thanks Giving	23/11/2017
Operation Mass	11/12/2017
Christmas Campaign	17/12/2017
New Years Eve	31/01/2017

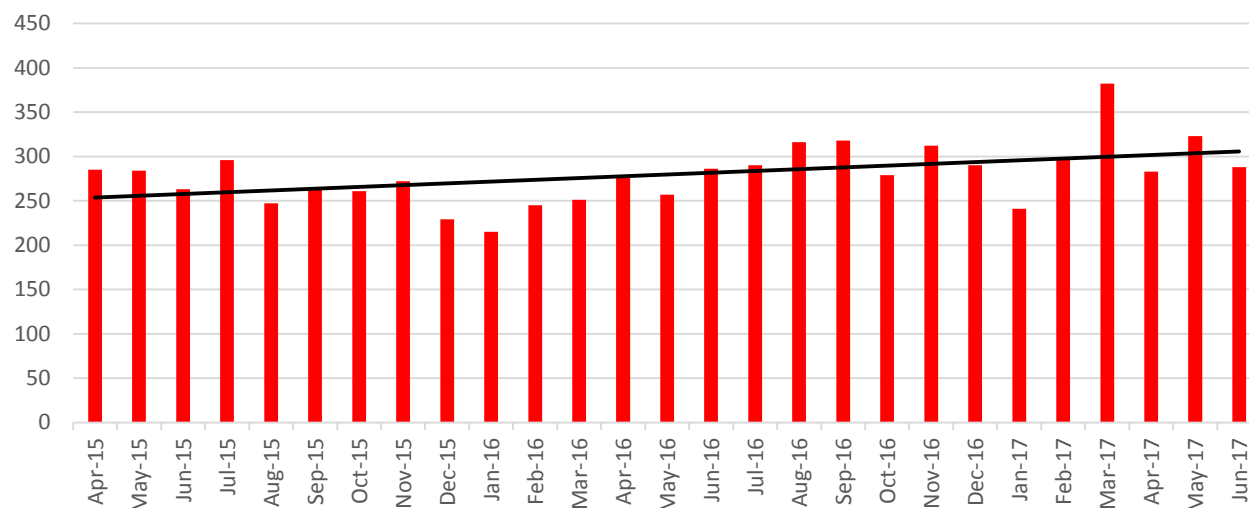
Pursue Update	No issues raised
Protect Update	<p>The Strategic threat and risk assessment has been completed and was reviewed at the STRA meeting on 18th April. From that there may be recommendations.</p> <p>Social Media – Numerous messages have been sent out during the month. Below is an example of Servator deployments. #ProjectServator working in partnership @MPSTowerHam @TowerOfLondon Together we've got it covered #WeStandTogether #ProjectServator deployments @BarbicanCentre working with @ParkguardLtd #WeStandTogether #ProjectServator deployments across the City with @CityPoliceDogs We use a range of different security measures #WeStandTogether</p>
Prevent Update	<p>The Regional Public Order working and strategic groups have met. The force is part of the Pan London Public Order CADRE system and officers have been allocated weeks. The Benbow arrangement it is awaiting signature by Commander ops.</p> <p>Communications – Corp Comms sent out messages via different platforms regarding the closure of the Bank Junction from the 22.5.17 to prevent/publicise the issue. Police supported the Corporation during the first week.</p>
Prepare Update	Ongoing recruitment for Public Order officers across the force. There are sufficient Inspectors to meet demand. The current numbers of Sergeants (10) needs to increase to 12. Constables (46) needs to increase to 55 to meet our demand.

9. Acquisitive Crime 4P Overview

Area 9	Acquisitive Crime													
4P Plan Lead	DCI Hayman													
AIM/RATIONALE	The aim is to provide the Force with sufficiently detailed information (intelligence and statistics) to allow it to manage its response to acquisitive crime efficiently and effectively. Victim based acquisitive crime represents the Force's largest volume crime area.													
DEFINITIONS	<p>"Victim-based acquisitive crime" comprises robbery, vehicle crime, theft, theft from person, burglary, shoplifting and cycle theft.</p> <p>"Systemic increase" is one that is 6 consecutive increases above the mean or 4 consecutive increases above a control level</p>													
MEASUREMENT	<p>Assessment is based on current levels of victim-based acquisitive crime, trend information and analysis.</p> <p>GUIDE:</p> <p>Satisfactory: Capability: The Force has sufficient resources to implement the 4P plan as envisaged Impact: There is evidence the tactics used are having the desired impact on the threat level facing the City.</p> <p>Close Monitoring: Capability: The Force has a slight shortage in resources or capability to implement 4P Plan but this is being filled from other areas within the Force. Impact: There is little or no evidence that the tactics used by the Force are having the desired impact on the threat level facing the City.</p> <p>Requires Action: Capability: The Force does not have the capability to implement the 4P plan and cannot transfer resources in from other areas to work on desired outcomes. Impact: The Force tactics are having no impact on the threat level facing the City and action is required to change approach used.</p>													
DATA SOURCE	PIU (I&I) for crime stats													
ASSESSMENT	Capability	SATISFACTORY				Impact		CLOSE MONITORING						
	Acquisitive Crime	Apr	May	Jun	Jul	Aug	Sep	Oct	Nov	Dec	Jan	Feb	Mar	YTD
	2015-16 (Month)	285	284	263	296	247	263	261	272	229	215	245	251	3111
	2016-17 (Month)	276	257	286	290	316	318	279	312	290	241	298	382	3545
	2017-18 (Month)	283	323	288										
	Change (Month)	7	66	2										
		2.54%	25.68%	0.70%										
	2015-16 (YTD)	285	569	854	1128	1375	1638	1899	2171	2400	2615	2860	3111	3111
	2016-17 (YTD)	276	533	819	1109	1425	1743	2022	2334	2624	2865	3163	3545	3545
	2017-18 (YTD)	283	606	894										
	Change (YTD)	7	73	75										
		2.54%	13.70%	9.16%										

Acquisitive Crime Per Month

$R^2 = 0.2176$



Pursue Update

Running total Op Steal stats

Total deployments: 62

Arrests: 33

Offences detected: 62

Stop and search: 72

Intel reports: 132

Mental Health detentions: 2

377 reports: 13

Positive ID: 23

CBO: 2

Imprisonment handed down: 2 year 0 months 2 weeks

An individual has been sentenced to 2 years and nine months. He has been convicted of three commercial burglaries and has asked for a further three City commercial burglaries to be taken into consideration along with three met reports that we facilitated and conducted the investigation for.

Worked with MPS and got a principal suspect for fruit machine breaks remanded. Although he hasn't been charged with any City offences yet, through lack of evidence, the 19 week sentence should help with crime reduction. DA on two City jobs has now been received and will be progressed

Protect Update

Crime Squad and CDU deployed on proactive deployments. Intelligence submitted and offenders deterred

Corp Comms messaging support continues:-
Media releases

	<p>Man charged following betting shop robbery - 29 Jun 2017A 37-year-old man from Islington has been charged in connection with a robbery at a betting shop in Moorgate.</p> <p>Man jailed for attempted robbery - 13 Jun 2017 suspect pursued his victim across London and tried to rob him in the City.</p>
Prevent Update	<p>City is showing some increase in robberies. However the context illustrates that some op Attrition offences where a slight amount of force is being used will be crimed as robbery.</p> <p>Two robbery offenders convicted at Court in last month.</p> <p>Corporation have requested POCA funding to assist with some Crime Prevention material.</p> <p>Crime Squad working closely with MPS crime squad from Southwark, focussing on some pick pockets.</p>
Prepare Update	<p>Op Attrition – liaison with Op Attrition management on the withdrawal of the current attachment. Ongoing information sharing agreed and SPOCs identified in CID and MCT to ensure we remain involved and available to offer support when needed. Op Vocare is now the new weekly dial in.</p> <p>Meeting by A/DCI Chapman and A/DI Medlycott with Corporation on assistance to the main acquisitive crime types arranged for 14th July.</p>

10. Victim Satisfaction Overview

Area 10	Levels of satisfaction of victims of crime with the service provided by the city of London police.
OWNER	UPD
AIM/RATIONALE	The aim of this measure is to provide the Force with sufficiently detailed information to manage the quality of its service provision to the victims of crime. Although victim satisfaction surveys are a statutory requirement, they provide an essential indicator of the level of professionalism the Force portrays and provides. The Force includes victims of acquisitive crime, which is not required by the Home Office, as without those victims, the sample size for the City of London would not be statistically valid.
DEFINITIONS	"Victim of crime" are victims of violent crime (except sexual offences), vehicle crime, acquisitive crime and criminal damage
MEASUREMENT	<p>PMG will receive quarterly reports of the results of survey results with comparative and trend information. Quarterly results will be broken down to report satisfaction with regard to ease of contact; actions taken; follow up; treatment; and whole experience. Whilst PMG can direct action in relation to any of those categories, the principal measure will be the results for whole experience.</p> <p>GUIDE: SATISFACTORY: 85% - 100% CLOSE MONITORING: 80% - 84% REQUIRES ACTION: Less than 80% or reducing trend</p>
DATA SOURCE	PIU (I&I)
ASSESSMENT	AWAITING QUARTER 1 RESULTS
<p>At the time of report writing the first quarter results were not yet available.</p>	

11.Customer Satisfaction Survey

Area 11	The percentage of people surveyed who believe the police in the City of London are doing a good or excellent job
OWNER	BSD
AIM/RATIONALE	This measure assesses the public's perception of the Force, based on people who probably have not been a victim of crime but are part of the City of London community, be it in the capacity of resident, worker, or business. It will use a different survey from the Street Survey.
DEFINITIONS	NA
MEASUREMENT	<p>The measure will be assessed by the annual customer survey conducted for the customer workstream of City Futures which assesses a range of service outcomes, from feeling of safety during the day and after dark to how well the public feel the Force is performing.</p> <p>GUIDE: SATISFACTORY: 85% - 100% CLOSE MONITORING: 80% - 84% REQUIRES ACTION: Less than 80% or reducing trend</p>
DATA SOURCE	STRATEGIC DEVELOPMENT/CORPORATE COMMUNICATIONS
ASSESSMENT	NO INFORMATION
<p>This measure will report after the survey has taken place which is currently scheduled for October/November 2017 and will report annually on the results of this survey.</p> <p>Strategic Development will liaise with Corporate Communications post the SMB decision on the Force survey strategy to design an appropriate survey for 2017/18.</p>	